

Total-LiftBed™ VG-TLB425V5 Operation Manual

(For detailed instructions, safety guidelines and warnings please refer to the owner's manual)

Please Note:

When reaching the end of the movement of each function (unless stated differently) two beeps will be heard as confirmation. All Functions should be pressed continuously.

Safety Note:

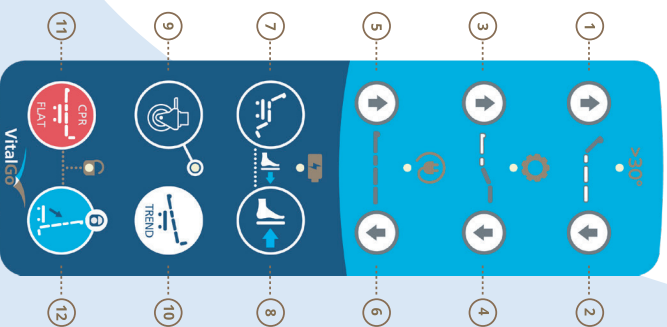
When the bed is in tilting position all other functions will not work except for (9) (11) & (12) (12 after unlock) for Tilting the bed up & Down to flat position.

TILT UNLOCKING (Caregiver Only!)

Press Buttons (11) and (12) together for 3 seconds until two beeps will be heard.

INITIALIZATION – Buttons 1+2

CLEAR ERRORS – Buttons 3+4



(Turn to other side)

Total-LiftBed™ VG-TLB425V5 Operation Manual

(For detailed instructions, safety guidelines and warnings please refer to the owner's manual)

Please Note:

When reaching the end of the movement of each function (unless stated differently) two beeps will be heard as confirmation. All Functions should be pressed continuously.

Safety Note:

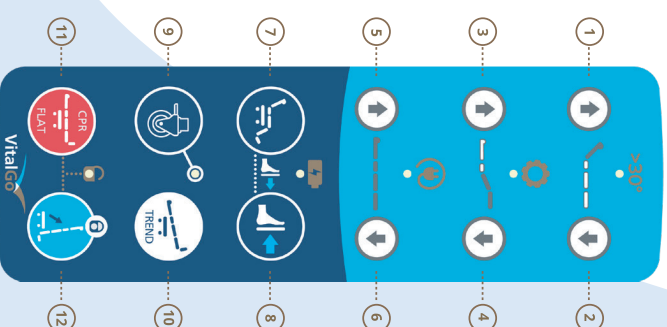
When the bed is in tilting position all other functions will not work except for (9) (11) & (12) (12 after unlock) for Tilting the bed up & Down to flat position.

TILT UNLOCKING (Caregiver Only!)

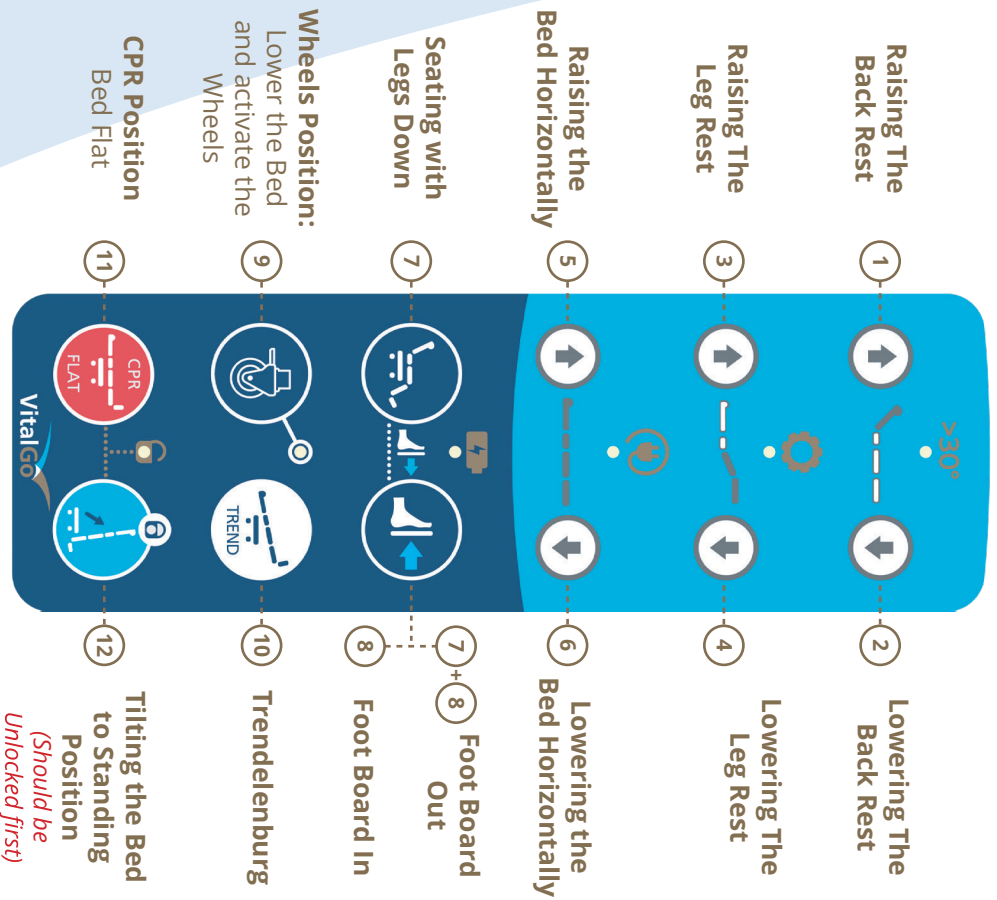
Press Buttons (11) and (12) together for 3 seconds until two beeps will be heard.

INITIALIZATION – Buttons 1+2

CLEAR ERRORS – Buttons 3+4



(Turn to other side)



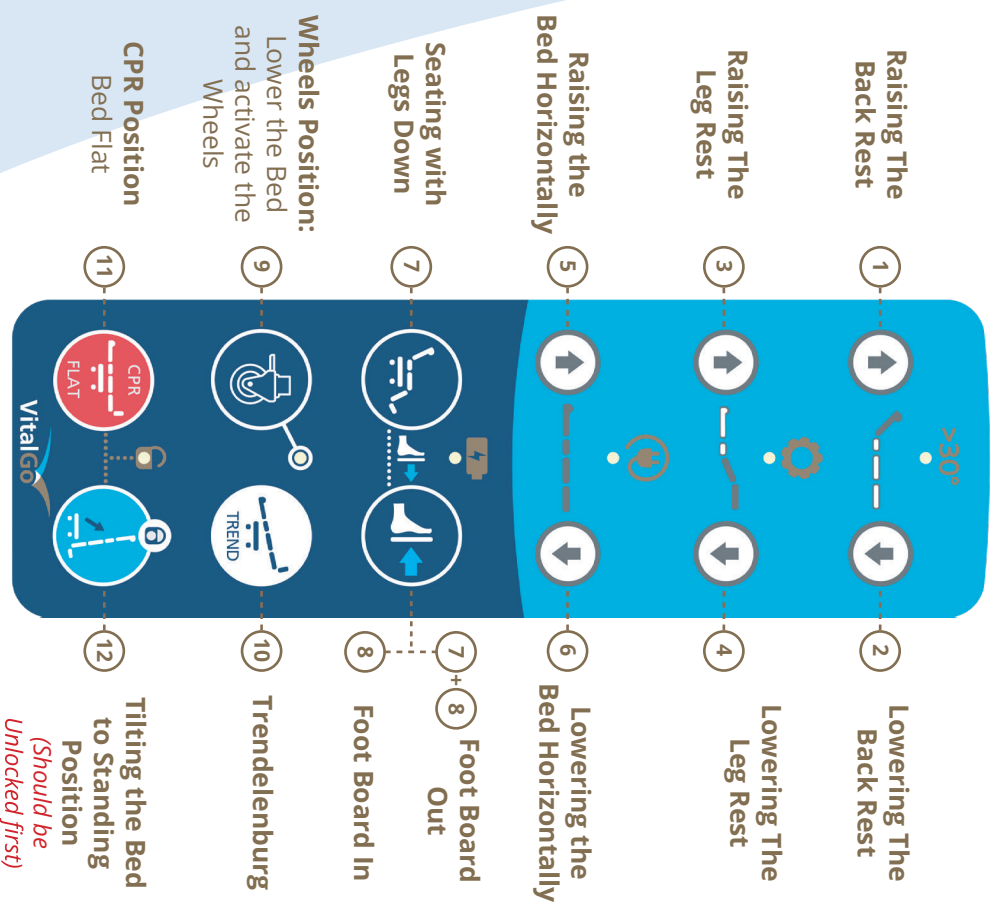
LED on indications

- >30° Backrest >30 degrees.
- Clear error (3+4) is pressed correctly.
- Mains Power On.
- Battery over 50%, if blinking 20%-50%, if no light <20%
- Casters down & ready for operation
- Tilt function unlocked.

REV-1

A755-102

(Turn to other side)



LED on indications

- >30° Backrest >30 degrees.
- Clear error (3+4) is pressed correctly.
- Mains Power On.
- Battery over 50%, if blinking 20%-50%, if no light <20%
- Casters down & ready for operation
- Tilt function unlocked.

REV-1

A755-102

(Turn to other side)